

Sports hall luminaires - Individual.Lens.Optic - direct wide distribution

Powder-coated sheet steel housing, rectangular cross section, with robust steel end faces, rear of housing with integrated locking nuts for fixing accessories for ceiling mounting and chain suspension externally. Housing colour traffic white RAL 9016; Light distribution direct, wide-beam by means of Individual. Lens. Optics made of PMMA plastic. Integrated driver. Electrical connection via 2.3m long connection cable, 5x1.0mm². Protection and assembly accessories for free horizontal or inclined to the playing field and rotated mounting and for electrical connection to the SDT rail, SDGU SOH universal mounting gear tray, must be ordered separately.

CHARACTERISTICS

Order number	37430326610
EAN number	4020863336562
Commodity code	94051190
Certification mark	IP 40, Protection class I, ENEC10 VDE, F, Protection against ball impact, Indoor, CE
Impact resistance (IK rating)	IK03 (20°C bis 35°C)
Ambient temperatur	ta 20°C to 35°C
Special properties	Ready for IoT
Warranty period	5 years
State funding programs	BEG - Federal funding for efficient buildings (valid only for Germany)

ELECTRICAL ENGINEERING

Controller	Electronic driver DALI2 (2 pcs.)
System output	196W
Mains voltage	230V/50Hz
Circuit breakers (inrush current)	10 pieces/B10, 16 pieces/B16, 16 pieces/C10, 27 pieces/C16
Energy efficiency class/light source	D

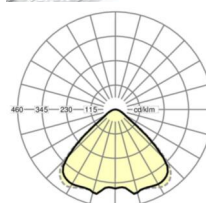
LIGHTING TECHNOLOGY

Placement	LED, Colour rendering/Light colour CRI ≥ 80 / 4000K
Colour tolerance (MacAdam)	3SDCM
Photobiological safety (Luminaire)	RG1
Nominal luminous flux	29148lm
LED service life	50000h L80/B10 (Tq 35°C)
Luminaire luminous efficiency	149lm/W
Beam angle	95° (C0) / 95° (C90)
UGR lat./long.	22.1 / 22.3

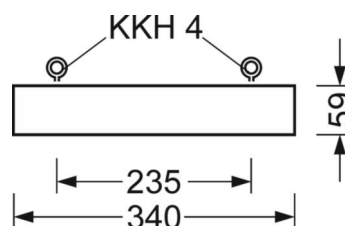
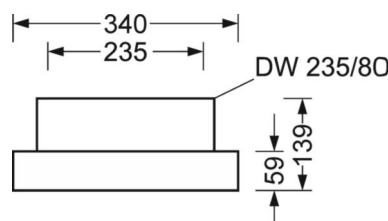
MECHANICS

Housing colour	traffic white RAL 9016
Dimensions (LxWxH/DxH)	1338mm x 340mm x 59mm
Weight (net)	11.4kg
Cable entry KE (X/Y)	586mm/0mm
Type of installation	Pendant individual mounting, Ceiling-mounted single installation, Mounting rail installation
Rotating mounting bracket	30° max. longitudinal axis + transverse axis / mounting with accessories bracket, chain 40° max. transverse axis / mounting with accessories on the support rail

DEEP-LINK

<https://www.regiolux.de/en/article/37430326610>


Reference	LED 29100lm 840
ηLB	100 %
Φ ↓/↑	100 % / 0 %
UGR lat./long.	22.1 / 22.3



Dimensions

L	1338 mm	Length
B	340 mm	Width
H	59 mm	Height
A1	1305 mm	Mounting distance single mounting
A4	235 mm	Mounting distance (width)
X	586 mm	Distance cable infeed to the center of the luminaire on the X-axis
Y	0 mm	Distance cable infeed to the center of the luminaire on the Y-axis

